



Artist Doll & Teddy Bear Convention

*presented by the
Susan Quinlan Doll & Teddy Bear Museum*

**Ramada Airport Hotel
Philadelphia, PA • May 3-5, 2012**

Optional Workshops: Thursday 8a.m.-4p.m.

Convention: Thursday 5:00p.m. to Saturday 10p.m.

- Convention fee of **only \$195** includes 6 buffet meals, 3 receptions, all day refreshments, admission to all events
- Artist Doll & Teddy Bear Sale with **150 artist tables**
- 3 hours of early admission to the Artist Doll & Bear Sale
- Workshops (\$45-\$100) **include** buffet meal(s)
- Signed One-of-a-Kind Artist Doll & Bear Sale/Judging
- Free sales table for participating artists
- New artist mentoring by experienced artist peers
- Artist Book Signing and Sale
- Presentations, Panels & Demos by leading artists
- Artist Market Place for supplies to create dolls/bears
- Discount Coupon Raffle for any piece off artist's table
- Only event offering a **money back guarantee**

Contact for Information or Registration Form:
(805) 687-8901 • terry@quinlanmuseum.com

Website for Convention Details:

www.quinlanmuseum.com/convention

Welcome to the World of Artist Dolls & Teddy Bears



Margaret Wiese



Diana Watts



Penny French



Audrey Howell



Cindy Malchoff



Diana Ussery




Francisco Carreno



John Paul Port



Sandi McAslan



Annie Laurie Baker



Sarah Maldonado



Gabriella DeLawey



Ping Lau



Marina Yax



Adriana Esqueda

Why Attend

The Susan Quinlan Doll & Teddy Bear Museum is inviting you to attend our 2nd Annual Artist Doll & Teddy Bear Convention on May 3-5, 2012 at the Ramada Airport Hotel in Philadelphia, PA. The convention has two purposes: (1) to express our appreciation to the artists and collectors for their contribution to the doll and teddy bear world; and (2) to stimulate interest in dolls and teddy bears among today's younger generation. This event turns back the clock to those days when things were affordable and really fun to attend. The **event consists of two (2) concurrently held conventions:** Artist Doll Convention and Artist Teddy Bear Convention.

You can attend any event and activity **at both conventions**, but most importantly, you get to know the warm, friendly artists at the various presentations, refreshment breaks, receptions, meals and at their sales tables. You will have no problem finding those artists and collectors with your same interests because everyone is wearing a doll or teddy bear badge and all the tables at the meals are identified as doll or teddy bear tables.

A major feature of this event is the judging of signed one-of-a-kind artist signature pieces to determine the winners of the Beverly Port Award for Excellence among the teddy bear entries and the Helen Bullard Award for Excellence among the doll entries.



Beverly Port is a multimedia teddy bear and doll artist, and international award winning designer, author, consultant and speaker on "The Art of the Teddy Bear." She coined the term "teddy bear artist" and is known as the "mother of teddy bear artistry". In 1974, she dared to take a teddy bear she made to a doll show. The next year, she did a slide show about teddy bears for UFDC that became a sensation. People around the world caught Beverly's affection for the teddy bear and began applying their talents to designing and making teddy bears.



Helen Bullard was an Appalachian artist and the founder of the National Institute of American Doll Artists (NIADA) in 1963. Along with cofounders Gertrude Florian, Magge Head Kane and Fawn Zeller, she championed the idea that original handmade dolls should be considered an art form. She was president of the United Federation of Doll Clubs (UFDC), the founder and president of the National Institute of American Doll Artists, editor of both of these organization's doll magazines, and the author of a number of doll books. She made hand carved wooden dolls under the name of "Holly Dolls" and was a recognized sculptor.

Philadelphia was chosen as the site for our Artist Doll and Teddy Bear Convention because the city has been the location of so many other historical events and it is within driving distance for so many artists and collectors. We hope this event's new format and content will help stimulate even greater interest in collecting artist dolls and teddy bears by bringing together those interested in a variety of collectables. Our research indicates that 89% of you collect more than one type of collectable. You might consider extending your stay to shop for antiques and collectables throughout the surrounding areas in Pennsylvania and Ohio, e.g., the Antique Capital of the USA in Adamstown, PA.

This is the only event that offers you a **money back guarantee** if you can find another doll or teddy bear event in 2012 that offers you all of the features listed on the next page.

Convention Attractions For Artists and Collectors

- Two concurrent conventions for the price of one
- The 3-day convention registration fee of \$195 covers 2 buffet full breakfasts, all day refreshments, 1 buffet lunch (Friday), 3 buffet dinners, open bar all 3 evenings, early admission to Saturday Sales Rooms, admission to all convention sessions, presentation handout material, very limited collectable pin, and attendee list. There are additional fees for optional Thursday workshops.
- Over sixty (60) hours of workshops, presentations, forums, and demonstrations
- Money back guarantee if you find a comparable event in 2012 for the same reasonable price
- Registration fee will be returned to speakers/workshop instructors after the convention
- Affordable hotel room rates (\$89)
- **Free** Internet access for hotel guests
- **Free** enrollment in a new Certificate Program for doll and teddy bear artists and collectors
- **Free** enrollment in a new Artist Doll & Teddy Bear Club
- Breakfasts, lunches and dinners are buffet-style to meet your own dietary preferences and appetite; best assortment of food and refreshments
- Open bar (**free** drinks) all three (3) evenings
- **Free** coffee, tea and lemonade available between all breakout sessions and during the Saturday Sale
- **Free** parking and **free** airport shuttle (less than 10 minutes to the hotel)

Additional Convention Attractions For Artists

- **Free** sales room table (6' x 30") for artists
- New artists receive **free** one-on-one mentoring by an experienced artist
- Five (5) **free** sales room passes for artist's customers
- Own meal table for a group of 8-10 of your customers

Additional Convention Attractions For Collectors

- **Early access** and admission to all sales rooms and areas
- Workshops, presentations, forums, and demonstrations
- Presentations for the young at heart of all ages to create new and greater interest and appreciation in the collecting of dolls and teddy bears
- Start a collection of one-of-a-kind signature pieces that come with the artist's signature
- Meal table for a group of 8-10 from your own doll or teddy bear club
- Drawing for discount coupons for any doll or teddy bear of your choice from your favorite artist's sales room table

Convention Sponsors

ART DOLL
quarterly

[www.stamington.com/html/
art_doll_quarterly.html](http://www.stamington.com/html/art_doll_quarterly.html)

DOLL READER

www.dollreader.com

DOLLS

www.dollsmagazine.com

teddy
bear & friends

www.teddybearandfriends.com



www.teddybearreview.com

**DOLL
COLLECTOR**

For the Love of Dolls

www.dollcollectormag.com

DOLL NEWS
The Official Journal of the United Federation of Doll Clubs

www.dollnews.org

Optional Workshop Agenda (fee includes cost of 1 or 2 buffet meals)

Thursday, May 3

6:00a.m.-8:00p.m.

Convention Registration

6:30-8:00a.m.

Buffet Full Breakfast (morning workshop attendees only)

8:00a.m.-12:00p.m.

Patterning and Creating Period Costumes for the Art Doll (7 hours)

Stephen Alan Rausch, Artist



This class is intended to teach the intermediate to advanced doll artist the ins and outs of creating historically accurate period costuming for the art doll. There are many books that contain scaled pattern drafts for period costumes. Although these books are intended for the costume historian and theatrical costume designer, I have found that the drafts work extremely well for creating costumes for art dolls. Learn how to analyze a period pattern for size and fit, as well as my method for enlarging (or decreasing) the pattern to fit any size doll using standard drafting tools. We will discuss fabric choice, fabric modification, and research tools for period style. You will scale a pattern of your choice from a selection of provided drafts to fit your favorite doll (undressed) that you are asked to bring to class. After mastering the scaling process, you will hand sew a muslin mock-up of the pattern to test the fit. You will receive preliminary class notes and supply list 4-5 weeks before the class. You will receive additional notes and printed material at the

class. This class is an extension of the classes taught by the instructor at *Artistic Figures in Cloth 2011*.

Fee: \$45

Bring to Class: Drafting supplies, hand sewing tools (a list will be sent to you), your favorite lady doll (undressed), a big smile and expectations of having a good time.

Contact artist with questions:

rausch@sar-designs.net and

www.sar-designs.net

Fabulous Teddy Bear Faces (4 hours)

Michelle Lamb, Artist



Learn how to add depth and expression to your bear's face using shaped eyelids, mouth sculpting and "makeup" to fix flaws or enhance features. Learn an unconventional method to embroider a practically perfect nose. This class is not for beginners. It is designed for bear artists who want to improve their faces. The techniques are not recommended for real fur bears.

Fee: \$90

Bring to Class: A bear or bear head already firmly stuffed, with eyes and ears snugly attached. (The techniques learned in class will not work on heads stuffed with Mountain Mist or any heavy cotton-like filling. Polyfil is recommended.) Bring needle nose pliers, awl, doll needles, tacky glue, strong black thread, perle cotton floss #3 (black or dark color), perle cotton #5 (a shade darker than the fur or matching paw pad color), small cotter pin turning tool if available, pale copic markers or prismacolor colored pencils if available, a big smile and expectations of having a good time. The instructor will provide cording for eyelids, long German Needle, Faber Castell Pitt pens,

colors for highlighting cording or nose, starch/ marker refill liquid, and diagrams for use at home to remember the methods taught.

Contact artist with questions:

michelle@oneandonlybears.com and
www.oneandonlybears.com

**Introduction to Wood Doll Carving
(4-6 hours)**

Floyd Bell, Artist



Floyd will teach basic wood doll carving by demonstrations and handout guides. He will use one of his 6" theme dolls as a model. Upon completion of this workshop, you will be able to identify and use basic wood carving tools, such as, carving knife, wood gouges, skew, and chip carving tool. You will learn how to sharpen carving tools, draw basic layouts of doll parts, carve (in the round) basic wood doll parts, head, torso, arms, hands, and feet, as well as carve basic wood doll joints, mortise and tennon pegged joints. The workshop fee will include one carving knife, wood blanks for carving doll parts, and carving handout guides.

Fee: \$95

Bring to Class: A big smile and expectations of having a good time.

Contact artist with questions:

belledolls@sbcglobal.net

Choosing, Coloring, Manipulating and Embellishing Textiles for the Doll and Teddy Bear Artist (6 hours)

Stephanie Blythe, Artist

We will explore techniques and materials for dyeing, sewing, draping and printing to create fabrics and trims for your dolls and teddy bears. You will take home directions, sources and samples for each technique.

Fee: \$100

Bring to Class: Scissors for silk, scissors for



wire ribbon & paper, ball head pins, needles & thread, tape measure, C-Thru ruler (6", 12" or 18"), notebook, pencil or pen, a big smile and expectations of having a good time.

Contact artist with questions:

s.blythe@comcast.net and
www.stephanieblythe.com

**How to Make an Innocent Doll Face
(7 hours)**

Ankie Daanen, Artist



Ankie will teach you how to sculpt an innocent doll face from air drying clay. You will learn how to dry, sand, paint, and varnish the doll face. All required supplies and tools will be supplied to you.

Fee: \$100

Bring to Class: A big smile and expectations of having a good time.

Contact artist with questions:

ankiedaanen@hotmail.com and
www.ankie-doll-art.com

Create Your Own "Mr. Tubs" – a 5" Teddy Bear (4 hours)

Armella Dana, Artist

Mr. Tubs is a fully disc-jointed 5" teddy bear with a slightly exaggerated tummy and blanket stitched felt paw and foot pads.

Instruction will include easy turning of miniature arms and legs, how to set glass eyes in the German-style, how to sculpt the face, paws, and foot pads with thread and staining. You can choose from a variety of fabrics (mohair, cashmere, cotton, viscose, silk) and colors (tan, honey, medium brown, blue, orange, sand and others). Remember, the early bird catches the fabric and color of choice for your Mr. Tubs. You will receive pre-sewn bear parts, eyes, joints, stuffing, weighting shot, perle thread, sewing thread, cat gut, instructions, and other tools. Turning tools will be available for use. A pattern with a vest materials kit or just the vest pattern will be available for purchase.



Fee: \$55

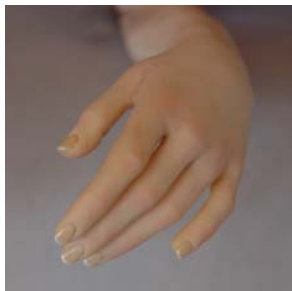
Bring to Class: Small sharp scissors, regular hand sewing needles to 3" sculpting needles, straight pins, small forceps, needlepoint pliers, stuffing tools, wire finger brush, a big smile and expectations of having a good time

Contact artist with questions:

bearsnbudsbyarmella@mchsi.com and www.bearsnbudsbyarmella.com

Sculpting Small Beautiful Hands (3 hours)

Diane Keeler, Artist



You will learn anatomy and how to sculpt realistic tiny hands of polymer clay. Learn how to sculpt hands in proportion to the face – no more hands that are too big or too small. Learn “finishing” techniques. No supplies or tools are required for this class.

Fee: \$45

Bring to Class: A big smile and expectations of having a good time.

Contact artist with questions:

dianekeelerart@gmail.com and www.dianekeeler.com

12:00-1:00p.m.

Buffet Lunch (afternoon workshop attendees only)

1:00-4:00p.m.

Making a 7" Mohair Baby Bear (4 hours)

Sue Van Nattan, Artist



You will receive a completely stitched bear, ready for you to learn to joint together, stuff, and close seams. Teddy's head will be already stuffed, with a nose template already on the face. You will learn to stitch the nose and mouth, as well as place the ears and eyes at your discretion to allow for individual looks and personality. In addition to the stitched bear, you will receive stuffing, weighting shot, glass eyes, perle cotton for the nose, strong thread for closing seams, a chopstick stuffing stick, and a cord and bell to go around the neck of your completed teddy.

Fee: \$100

Bring to Class: Small needle-nose pliers for turning tiny cotter pins, 6" doll needle, small scissors for snipping thread, small needle for closing seams, a big smile and expectations of having a good time.

Contact artist with questions:

bearlooms@frontiernet.net

Sculpting the Human Torso (3 hours)

Mark Dennis, Artist



In the class you will sculpt a small (6") male and female torso to be used as a sculpting model for future sculpts. All required supplies and tools will be supplied to you. You will receive wire armature, clay and sculpting tools.

Fee: \$90

Bring to Class: A big smile and expectation of having a good time.

Contact artist with questions:

madsculptor@verizon.net and
www.mad-sculptor.com

Miniature Old-fashion Teddy Bear Pincushion (3 hours)

Maggie Anderson, Artist

This miniature 1¼" old-fashion teddy bear pincushion can be used as an accessory for a doll, doll house, or teddy bear. You will choose all your own colors for the hat, head, body, and thread for the arms and legs. You have a choice of safety pins and laser-cut wooden buttons to go on the belly of the pincushion.

You will be winding thread around tiny spools (made by Robert Hurd) and assembling the various component parts of this bear and his hat, which has a thimble that needs to be glued into it for safe-keeping.



Fee: \$50

Bring to Class: A big smile and expectations of having a good time.

Contact artist with questions:

littlebea3@aol.com

Patterning and Creating Period Costumes for the Art Doll (continued)

Stephen Alan Rausch, Artist

Introduction to Wood Doll Carving (continued)

Floyd Bell, Artist

Choosing, Coloring, Manipulating and Embellishing Textiles for the Doll and Teddy Bear Artist (continued)

Stephanie Blythe, Artist

How to Make an Innocent Doll Face (continued)

Ankie Daanen, Artist

Some Participating Doll Artists



Joanne Callander



Linda Mason



Nina Tugarina



Deborah Pope

Convention Agenda

Thursday, May 3

4:00-5:15p.m.

Artists Set Up for One-of-a-Kind Artist Signature Piece Doll & Teddy Bear Sale and Judging

5:30-9:00p.m.

Open Bar (free drinks)

5:30-5:45p.m.

Welcome and Opening Ceremony

5:45-7:30p.m.

Signed One-of-a-Kind Artist Signature Piece Doll & Teddy Bear Sale and Judging for Beverly Port and Helen Bullard Awards for Excellence

A signed "signature piece" means the doll or teddy bear reflects the style and image that is most recognized by the world of collectors. It also means that the piece will come with the artist's signature. Most importantly, it is a one-of-a-kind so you will have the only doll or teddy bear that looks exactly like the one you buy. These pieces will be sold on a first-come, first-served basis. 100% of the sales price

will go to the artist. During the sale, you will have the opportunity to judge the pieces for Awards for Excellence – the newly established Beverly Port Award for Excellence among the artist teddy bear entries and the Helen Bullard Award for Excellence among the artist doll entries. If you are the fortunate buyer of a piece that receives one of the awards, be sure to ask the artist for the award certificate that goes with the piece. Award winners will be announced at dinner on Friday.

7:30-9:30p.m.

Buffet Dinner

Friday, May 4

6:00-9:00a.m.

Convention Registration

6:00-8:00a.m.

Artists Set Up for the Artist Market Place and Artist Book Signing & Sale

6:30-8:00a.m.

Buffet Full Breakfast

8:00-9:30a.m.

Artist Market Place

Artists and collectors can sell, buy or trade trims, material, furs, supplies, trinkets, do-dads or silly things at the Artist Market Place to create your dolls and teddy bears.

Artist Book Signing and Sale


You also have the opportunity to meet these noted artist authors and illustrators away from the bustle of the Saturday Show & Sale and to buy personally autographed copies of these popular doll and teddy bear books (as well as books by artists Ankie Daanen, Steve Schutt, Stephanie Tongco, and Geri Williams):



Judy Brown



Mark Dennis



Krystyna Goddu



Nancy Wiley



Stephanie Winson

10:15a.m.-11:00a.m.

How to Find, Create and Encourage New Collectors Forum

Moderator Deb Canham, Artist and a panel of doll and teddy bear artists

When artist doll and bear collecting began in the 70's, 80's and 90's, we depended on doll & bear shows and specialty shops to find new collectors and promote sales of artist dolls and bears. However, here we are in 2012. We have lost a large number of stores and have lost a great many shows. Whether social media and the internet is the cause of this is irrelevant. Interestingly, I am seeing an increase in at least bear stores and bear sales in the United Kingdom. How do we get more people collecting dolls and bears in the USA? Artists, manufacturers, stores and magazines... we are all dependent on each other. How can we "reach" new collectors? Perhaps we can examine the social media options. Should we link up with "fabric art" – (quilt makers and others) since they still get a large attendance at their major shows? What about traveling exhibitions in libraries and airports? Perhaps we can all put our heads together and come up with some plans, rather than just ideas. All collectors and artists are invited to bring your suggestions to this audience-participation session.

A History of the Development of the Artist Teddy Bear Industry

Steve Schutt, Artist

From its humble beginnings in the doll collecting community through the current leaps and advances in artistry, the Artist Teddy Bear has been a creative force for over 50 years in the Teddy Bear market place. Discover the happenings that fueled the growth of the industry, and learn how it blossomed with each new development through the years.

A Contemporary Doll Collection on Display

Dorothy Allison Hoskins, Artist

This slide presentation will cover a large contemporary art collection including the speaker's own doll collection.

10:15a.m.-12:00p.m.

Teddy Bear Christmas Ornament Workshop (pre-registration required) (2-3 hours)

Penny French, Artist and Pam Kisner, Artist

You will receive a pre-sewn, unstuffed mohair head and all materials necessary to stuff and finish the teddy bear ornament. You have a choice of at least two designs.

Fee: \$45

Bring to Class: Small sharp scissors, an assortment of sewing needles, straight pins, a stuffing stick if possible, some band-aides if necessary, basic sewing skills, a big smile and expectations of having some fun in making an original design Christmas ornament.

Contact artist with questions:

pennysbears@kcnnet.org or
wvbearmaker@aol.com

11:00a.m.-1:00p.m.

Purchase Tickets for the Artist Doll & Teddy Bear Sale Discount Coupon Drawing

You have the opportunity to buy tickets to win discount coupons for any item from your favorite artists' sales tables in the Sales Rooms. The discounts range from 10% to 25%. Winners of the drawings will be posted 3:00-4:00p.m. before your early access to the Sales Rooms at 5:00p.m. Raffle tickets are \$1.00 (or 13 for \$10 and 30 for \$20).

11:15a.m.-12:00p.m.

Similarities and Differences between Doll and Teddy Bear Artists Forum

Moderator Martha Burch, Artist and a panel of doll and teddy bear artists

This is a panel of doll artists and bear artists that was assembled so artists from both worlds can get to know each other better and for collectors to better understand similarities and differences in the creation process for both groups of artists. Each panel member has 3 minutes to introduce themselves and to show a piece of their work. Then the moderator will ask them questions and you also can direct your questions to the panel members.

Among the questions are:

- How do you come up with your ideas?

- Where do you find materials?
 - What are the advantages of associations and clubs?
 - How do you keep your art “fresh” for yourself?
 - What do you think of your doll/bear counterparts and how they work?
 - What are some of your marketing tactics?
- Here is a chance for artists to hone their craft and for collectors to better appreciate what you see on artist sales tables.

Art Dolls: The Thrill of Discovery

Michael Collins, NIADA Patron

From primitive to the avant-garde, whimsy to reality, doll artists create works of art that tell a visual story that stirs the wonder within each of us. Whether they are called one-of-a-kind art dolls, figurative sculpture, or simply dolls, there is a rich history of creativity that spans the globe. This presentation will highlight a broad spectrum of art dolls and provide attendees with some insight on why dolls have become one of the world’s most popular art forms. Using images of work from some of the world’s leading artists, you will discover why doll collectors and enthusiasts are drawn to this wonderful world of creativity.

Four Teddy Bear Demonstrations (20-minutes each; attend two of the four)

• From Fur Coat to Teddy Bear

Jane Woodard, Artist

This demonstration will explain the process of creating a bear using a recycled fur garment, starting with identifying and assessing the condition of the fur. Learn how to select the proper fur for the design and size of bear you want. Get tips on pattern layout, sewing, jointing and finishing details. There will be fur samples for “visual aids.”

• Using “Lockline” Type Plastic Armature to Add Realistic Movement in Bears

Joanne Livingston, artist

This demonstration is for both artists and collectors alike. This type of armature is being used more and more inside bears to add movement. Both a bear and the armature itself will be presented so the collector can see first hand what Lockline

is and the posing possibilities it presents. For the artist who has wanted to try using it, the methods used to armature a bear by eliminating the neck joint, adding a spine, and adding it to limbs will be shown and discussed.

• How to Make Cupped Teddy Bear Ears

Diane Kay Baldus, Artist

Is your teddy hard of hearing? Do words go in one flat ear and out the other? Whether you are a seasoned teddy bear artist of just a beginner, you won’t want to miss this demonstration. Using a needle and thread, I will show you a quick and easy technique to add dimension to your teddy’s ears. After all, cupped teddy bear ears are just the perfect shape to hold whispered secrets and wishes. Materials will be available for your hands-on use.

• Bears “R” Art

Beverly White, Artist

This is a journey through my conceptualization, development and execution of Portrait Bars® and bear parodies, or “Bear-odies”, as I like to call them. By using oils or acrylics on stretched canvas, and incorporating 3-dimensional mohair bears into a cohesive “look-alike” of select fine art pictures by the Masters, I am able to refine and enjoy multiple techniques and skills. It is my passion, a journey of learning that never ends!

12:00-1:00p.m.

Buffet Lunch

1:00-2:00p.m.

Teddy Bear Christmas Ornament Workshop (continued)

Penny French, Artist and Pam Kisner, Artist

1:15-2:00p.m.

How to Make a Light Tent for Photographing Teddy Bears and Dolls

Wanda Carson, Artist

This presentation explains how a light tent can be made from simple items, which can be purchased at any home improvement center and fabric shop. The tent can be disassembled

for storage in a closet or similar location. The size of the tent can be whatever is appropriate for each situation...the one I use at home is 36 in x 36 in x 5 ft and I have one that is much bigger for teddy bears 30 inches or more. Almost any camera can be used to take great pictures if the lighting is right. Photography is capturing light and shadows to enhance the subject matter. With the light tent, the subject is washed on all sides with enough light for a great picture without harsh highlights and dark shadows.

Making Miniature Bears

Deb Canham, Artist

This is a Powerpoint presentation showing how to create a miniature bear. It covers the various methods used and pays special attention to turning, stuffing, jointing, embroidering noses, and getting those ears to match!!! Making miniatures is all about accuracy. This session also helps big bear makers since the aim is to "perfect" bear making.

Dolls in the Smithsonian's Museum of the American Indian

Sarah Russell, Artist

Native peoples believe that dolls have great cultural significance, and thus possess their own spirits. The Museum of the American Indian has collected hundreds of these unique dolls – ancient and modern, well-loved and for show – that typify the art of our native peoples and their use of natural materials to offer lasting cultural statements. Over 200 dolls as well as the legends and lives of many tribes and native doll artists are presented in this program.

2:15-3:00p.m.

The Well Costumed and Accessorized Teddy Bear

Martha Burch, Artist

This presentation covers many of the planning, design and creation processes that the artist goes through to make a new creation.

- Deciding what kind of costume to make
 - Where the inspiration comes from, such as, books, art, movies, and even my dreams
- Making the idea a reality – I will have samples of some of the things I do

- Finding the fabrics, trims and accessories for drafting patterns
 - How I find color combinations
 - Trial and error for costume parts
 - Mixing and matching pattern parts
 - Mixing and matching colors
- Using accessories
 - Places to look
 - Building your own creation by thinking outside of the box

Dollmakers and Their Stories: Women Who Changed the World of Play

Krystyna Poray Goddu, Author and Publisher

Writer Krystyna Poray Goddu, managing partner of Reverie Publishing Company and founding editor of *DOLLS* magazine, will present her slide program "Dollmakers and Their Stories: Women Who Changed the World of Play," based upon her children's book of the same name. The program introduces the lives and work of five pioneering women—Martha Chase, Kathe Kruse, Sasha Morgenthaler, Beatrice (Madame) Alexander and Ruth Handler (founder of Mattel and creator of Barbie) – behind some of the most important play dolls in history. Entrepreneurs and feminists of their time, these strong women displayed both creative genius and astute business acumen, serving as excellent role models for children today. The work of several more recent women dollmakers is presented as well. Focusing on the women's childhoods and early inspirations for dollmaking, the program includes photos of them as children and adults, and photos of the dolls they created. This is about great role models for all ages and sexes.

One-on-One Mentoring for New Doll and Teddy Bear Artists (by appointment)

If you are interested in receiving some suggestions on how to fine-tune your craftsmanship, here is a rare opportunity to receive some friendly and helpful advice from a doll or teddy bear artist who is very experienced in the area in which you are working. Just bring one or two of your better pieces to a one-on-one private session where the artist will let you know what is working and suggest improvements for your consideration. The purpose is to encourage new artists and to focus on the positives of

your skills. Those doing the mentoring were chosen because they are warm and friendly people who really want to help you.

3:00-4:00p.m.

Raffle Winners Pickup Artist Table Discount Coupons

Posting of the winners of the Artist Sale Discount Coupon Drawing that was held earlier today. Winners can pickup their coupons to use at this evening's early access to the Artist Doll & Teddy Bear Sale.

3:00-5:00p.m.

Artists Set Up for the Artist Doll & Teddy Bear Sale

5:00-9:00p.m.

Open Bar (free drinks)

5:00-6:00p.m.

Artist Doll & Teddy Bear Sales Room Early Access (Rooms Other Than the Ballrooms)

6:00-7:00p.m.

Artist Doll & Teddy Bear Sales Room Early Access (Ballrooms)

7:00-9:00p.m.

Buffet Dinner and Announcement of the Winners of the Beverly Port and Helen Bullard Awards for Excellence

The recipients of the Beverly Port Award for Excellence among the artist teddy bear entries and the Helen Bullard Award for Excellence among the artist doll entries based on your judging on Thursday evening will be announced after dinner.

[Saturday, May 5](#)

6:30-8:00a.m.

Buffet Full Breakfast

8:00a.m.-4:00p.m.

Free Refreshments (Coffee, Tea and Lemonade) for All Show Attendees

8:00-9:00a.m.

Early Access to the Artist Doll & Teddy Bear Sale (convention registrants)

Convention registrants will have early access to all Artist Doll & Teddy Bear Sale rooms.

8:00-9:00a.m.

Early Access to the Artist Doll & Teddy Bear Sale (general public)

The general public will have early access to the Artist Doll & Teddy Bear Sale rooms and areas other than the ballrooms **at no additional cost.**

9:00a.m.-4:00p.m.

Artist Doll & Teddy Bear Show & Sale (all rooms and areas open to the public)

Creations by more than **150 doll and teddy bear artists** can be enjoyed and bought at this landmark show. Meet **leading doll and teddy bear artists** and here is a chance to see artist creations up close – the only sure way of purchasing such unique collectables to your satisfaction. Consider these artist dolls and teddy bears not only for your own collection, but they make great gifts for your friends, doll and teddy bear club raffles, and fund raiser events. In England, artist dolls and teddy bears are often given to children and grandchildren as special keepsakes and heirlooms to remember you by. The name of the artist's piece may have sentimental value, bring back memories of a loved one, or serve as a motivational reminder for today's younger generation. Some of the artists will have a sample creation or piece of the material used to create their dolls and bears so your child will have something to touch and feel in order to appreciate what makes these handmade creations so special. You are encouraged to join the artists and other collectors and **wear your favorite doll or teddy bear top and accessories** (e.g., blouse, shirt, jacket, jewelry, pins) in order to create a fun atmosphere for all!

5:30-9:00p.m.

Open Bar (free drinks)

5:30-7:00p.m.

Forum on "Why Do Collectors Buy What They Buy?"

Moderators: Susan and Terry Quinlan

Artists want to know what appeals to collectors and why they buy certain pieces, while collectors want artists to understand what appeals to them in order to meet their interests. This session will begin with a report on this subject based on a recent survey among doll and teddy bear collectors and

artists. The rest of the session will be a sharing of experiences and observations by collectors and artists in attendance, so everyone is invited to contribute to answering these age old questions dealing with who, how, what and why we buy what we buy. Why do people collect dolls, teddy bears and other collectables? Why do they buy artist, manufactured, and antique pieces? Where do they go to shop? What do they look for in the piece? What determines how much they spend per piece versus in total at a show? Bring your own questions and experiences to share.

7:00-9:30p.m.

Buffet Dinner and Closing Ceremony

Saturday Exhibition & Sale

Exhibition Sales Rooms

There are four ballrooms, three breakout rooms and two hallways all on the ground level at the Ramada Philadelphia Airport Hotel where you can view and shop for original, handmade artist dolls and teddy bears. Many, if not most, are one-of-a-kind pieces. Feel free to ask the artists to sign your purchased dolls and bears. You will have eight (8) hours to shop for these creations, and you will need all that time to see everything and to make those difficult buying decisions as there will be **150 participating artists** – the largest gathering of doll and teddy bear artists you will find anywhere in 2012.

Admission Fees

Those attending the convention will have two hours of **early access** to the Artist Doll and Teddy Bear Sales Rooms on Friday evening and one more hour of **early access** on Saturday morning. The general public will have one hour of **early access** to some of the Artist Doll and Teddy Bear Sales Rooms and areas at 8:00a.m. on Saturday **at no additional cost**. Regular Sales Room hours for the public is 9:00a.m. to 4:00p.m. on Saturday. There will be **free refreshments** all day for everyone attending the Sales Rooms. Admission fees to the public are:

Adults	\$5.00
Seniors	\$4.00
Age 5-17	\$3.00
Age 1-4	free

Money Back Guarantee

This is the only event in 2012 that offers you a **money back guarantee** if you can find another doll or teddy bear event in 2012 that offers you all of the features and activities listed in the “Why Attend” section of this pamphlet for the same reasonable fee. We will gladly return your convention registration fee.

Some Participating Teddy Bear Artists



Tami Eveslage



Annei Leung



Steve Schutt



Cindy McGuire

Participating Doll & Teddy Bear Artists

(as of October 1, 2011 – seven months before the event)

Tanya Abaimova
Lillian Alberti
Jan Alford
Darlene Allen
Janet Ann Anderson
Maggie Anderson
Dolores Austin
Barbara Ayars
Annie Laurie Baker
Diane Kay Baldus
Wendy Barber
Sharon Barron
Floyd Bell
Pat Berkowitch
Stephanie Blythe
Judith Brown
Martha Burch
Barbara Burke
S. Joy Calhoun
Joanne Callander
Deb Canham
Francisco Carreno
Wanda Carson
Erika Catellani
Elizabeth Cooper
Tyler Crain
Nancy Cronin
Sandra Czaja
Ankie Daanen
Armella Dana
Gabiella DeLaway
Mark Dennis
Colleen Devlin Bang
Charlene Draeger
Adriana Esqueda
Tami Eveslage
Pat Fairbanks

Betty Franks
Penny French
Bunny Goode
Katherine Hallam
Linda Hearn
Annette Herrmann
Dorothy Allison Hoskins
Mary Houseman
Audrey Howell
Agnes Intelicato
Margaret Jackson
Johni Jacobsen
Virginia Jasmer
Jan Johnston
Linda Kays-Biviano
Diane Keeler
Pamela Kisner
Mary Kolar
Michelle Lamb
Ping Lau
Annei Leung
Joanne Livingston
Cindy Malchoff
Sarah Maldonado
Donna Manthey
Linda Mason
Sandi McAslan
Cindy McGuire
Susan McKay
Jacqueline Melerski
Margaret Newman
Donna Nielsen
Kristy Northman
Capt*n Ron Northman
JoAnne O'Hanlon
Maryanne Oldenburg
Diana Lee Palomba

Dian Pete
Jacqueline Pollitt
Deborah Pope
John Paul Port
Michelle Pulaski
Stephen Alan Rausch
Art Rogers
Margie Ross-Dryden
Bing Ruitter
Sarah Russell
Steve Schutt
Denis Shaw
Christine Shively-Benjamin
Lulu Tatum
Amy Thornton
Stephanie Tiongco
Diane Troutman
Nina Tugarina
Diana Ussery
Sue Van Nattan
Marilyn Wagner
Beverly Walter
Mary Esther Ward
Teresa Watson
Diana Watts
Debbie Weimert
Beverly White
Margaret Wiese
Nancy Wiley
Geri Williams
Janet Wilson
Stephanie Winson
Jane Woodard
Sandra Wright Justiss
Joyce Yates
Marina Yax
Kimberly Zeman

More Participating Doll & Teddy Bear Artists



Dolores Austin



Stephanie Blythe



Beverly White



Sarah Russell

Hotel Reservation

Hotel Room Reservation

The 2nd Annual Artist Doll & Teddy Bear Convention will be held at the Ramada Airport Hotel in Philadelphia, PA, located just off I-95 at Exit 9A. The hotel room rate is \$89 for single/double occupancy. To make room reservations, call (610) 521-9600 and mention the “Doll & Teddy Bear Convention” to get the discounted room rate. The hotel will be sold out during this popular time of the year, and there is no other hotel nearby that is as reasonably priced or convenient. Reservations must be made by **April 9** after which reservations will be accepted on a space and current available rate basis. Calling the hotel before the cut-off date does not guarantee rooms will be available at our special group rate as the hotel is not required to honor this special rate after our block of rooms has been filled, so reserve your room early. You can always cancel it. For more information about the hotel, go to <http://ramadaphl.com>

Airline Reservations & Airport Shuttle

Search any of these websites for special airfares:

www.cheapfares.com

www.orbitz.com

www.expedia.com

www.travelocity.com

The Ramada Airport Hotel provides 24-hour complimentary van transportation to and from the Philadelphia Airport. Just call them on the Ramada phone in the baggage claim section of the airport. Their vans run every half-hour throughout the day/night and every 15 minutes in the morning (4:30-8:30a.m.) to the airport.

Nearby Attractions

Consider staying an extra day or two to visit the nearby attractions, such as, the fabric workshop and museum (Philadelphia), quilt and textile museum (Lancaster), and doll house museum (Harrisburg). **Philadelphia** offers the African American Museum, American Women’s Heritage Society, Betsy Ross House, Congress Hall, Declaration House, Franklin Court, Franklin Square, Independence Hall, Institute of Contemporary Art, Liberty Bell Center, Museum of Archaeology and Anthropology, Pennsylvania Academy of the Fine Arts, Philadelphia Museum of Art, Philadelphia Phillies Baseball, and Rodin Museum. For more information, contact the Philadelphia Convention & Visitors Bureau at (215) 636-3300 and www.philadelphiausa.travel.

The Ramada Airport Hotel is within driving distance to Lancaster County, the Pennsylvania Dutch Region, Hershey, Harrisburg, and Historic Gettysburg, all of which are a short drive between each location.

The hotel is 65 miles from **Lancaster County**, home to the oldest Amish settlement in the U.S. Take in the Dutch Wonderland Family Amusement Park, nearby museums, cultural attractions, and outlet shopping. Nearby **Strasburg** is home to the National Toy Train Museum and the Railroad Museum of Pennsylvania. Take a relaxing ride aboard America’s oldest short-line railroad through Pennsylvania Dutch Country, a ride on a miniature steam train or authentic pump car. In addition to the town of **Lancaster** with a plethora of urban boutiques and shops, there is the Park City Center, the largest enclosed shopping center in South Central Pennsylvania. The mall includes an excess of 150 stores. Lancaster also has “The Outlets,” which offers everything from high end clothing to sneakers to gifts to hunting/camping gear to jewelry, and the list goes on.

Just 25 miles from Lancaster is the town of **Hershey** where the aroma of chocolate lingers in the air. Here you will find Hershey Gardens, Hershey Museum, Hershey Antique Auto Museum, Hershey Theatre, Hersheypark (with roller coasters, water rides, games and entertainment), free Hershey's Great American Chocolate Tour, and retail shops.

Just 20 miles from Hershey is **Harrisburg**, the state capital, where you will find the State Museum of Pennsylvania that includes fine art galleries, a Planetarium, Dino Lab, Mammal Hall, a Civil War exhibit, and one of the country's largest collections of Civil War memorabilia. The National Civil War Museum is the only museum in the United States that portrays the entire story of the American Civil War without bias to Union or Confederate causes. There is even a Doll House Museum. Opposite downtown Harrisburg is Riverfront Park & City Island with 63 acres of fun-filled, parkland entertainment in the center of the Susquehanna River – a great area for walking, biking, jogging, canoeing, paddleboating, sports entertainment and beautiful skyline views. Cruise the river on the *Pride of the Susquehanna*, an authentic stern paddlewheel riverboat.

Just 40 miles from Harrisburg is the hallowed ground of **Gettysburg** National Military Park. Here you will find one moving tribute after another to the men who fought on this famous Civil War battlefield where more men fought (170,000+) and more men died than in any other battle on North American soil.

For more details on Nearby Attractions, go to www.quinlanmuseum.com/convention.

Education Certificate Program

Our new Doll and Teddy Bear Artist and Collector Certificate Program certifies completion of an extensive curriculum in the creative and business disciplines for artists and in the appreciation and knowledge aspects for collectors. The Certificate Program is offered at **no cost** to you. You can enroll when you submit your Convention Registration Form or submit your Speaker Evaluation Form at the convention. Certificates are awarded to those who complete 20 hours of presentations, panel sessions, and demonstrations at our conventions and shows. Advanced certificates are awarded for each additional 20 hours of attendance. The Program offers you four types of certificates:

- Doll Artist Certificate
- Doll Collector Certificate
- Teddy Bear Artist Certificate
- Teddy Bear Collector Certificate

Artist Doll & Teddy Bear Club

The purpose of the Artist Doll & Teddy Bear Club is to create a forum for those interested in the creation and collection of artist dolls and teddy bears in order to make it easier for you to enjoy and have fun in your pursuit of common interests. The Club is intended for those interested in learning more about the history, variety, creation, preservation, value, craftsmanship, quality and appreciation of artist dolls and teddy bears as well as making new friends with similar passions. You can enroll in the Club at **no cost** to you when you submit your Convention Registration Form, enroll at the convention, or submit the Club Membership Form at www.quinlanmuseum.com/convention (click on "Artist Doll & Teddy Bear Club").

Convention Registration

Why Register Early

- There are a limited number of hotel rooms blocked at the group rate of \$89 and very few rooms blocked for the days preceding and following the convention dates
- For the artists, there are a limited number of sales tables available

How to Register

To register, you need to submit a Registration Form, which can be obtained by calling (805) 687-8901 or go to www.quinlanmuseum.com/convention (click on “Registration”, scroll to the bottom of the page, and select the appropriate Registration Form).

Registration by mail: send a check made out to “Susan Quinlan Museum” and the Registration Form to Susan Quinlan Doll & Teddy Bear Museum, P. O. Box 3218, Santa Barbara, CA 93130.

Registration by fax: send the completed Registration Form to (805) 687-7382 (no cover letter required). **Registration by email:** send the completed Registration Form as an email attachment to terry@quinlanmuseum.com.

The registration fees for collectors and artists are:

3-Day Convention Registration Fee	\$ 195
Thursday Optional Workshops	\$45-\$100

The 3-day convention registration fee covers 2 full buffet breakfasts, refreshment breaks, 1 buffet lunch (Friday), 3 buffet dinners, open bar all 3 evenings, 3-hours of early admission to Sales Rooms, admission to all convention sessions, presentation handout material, very limited edition collectable pin, attendee list, and sales table (artists). The fee for attending a Thursday morning or afternoon workshop **includes** the cost of an addition buffet breakfast or buffet lunch respectively.

Cancellations

No refund for cancellations received after **July 2011** for artists and **April 1, 2012** for collectors.

Artist Sale Tax Information

To simplify the process of applying for a Pennsylvania Sales Tax License (Temporary Vendor Certificate) and paying your taxes after the convention, the necessary forms and instructions are provided at www.quinlanmuseum.com/convention. There is an “Artist Sales Tax License” button on the home page. You will find answers to many of your questions regarding how to apply for a Pennsylvania sales tax license, how to avoid receiving repeated reminders from the State after the convention about sales tax payments, how to pay sales taxes, and how to calculate sales taxes. You can download and print copies of the required forms.

Dress Code

Attendees are requested to dress casually in order to promote an informal and relaxed atmosphere. This is true for attending the dinners. This will leave more room in your luggage for your new purchases. On “Funky Friday” we suggest that you wear your funkiest, silliest or most outrageous doll or teddy bear top (e.g., blouse/shirt/jacket) in order to create a fun and casual atmosphere among the artists and collectors. On “Showtime Saturday” we suggest you wear your favorite doll or teddy bear top and accessories (e.g., blouse/shirt/ jacket/jewelry/pins) in order to create a fun atmosphere for the public at the Saturday Artist Doll & Teddy Bear Sale.

*2011 Beverly Port & Helen Bullard
Awards for Excellence Winners*



Beverly Port Teddy Bear Artist Award for Excellence Winners



Sharon Barron



Michelle Lamb



Karen O'Brien



Lori Simon

Beverly Port Teddy Bear Collector Award for Excellence Winners



Martha Burch



*Capt*n Ron & Kristy Northman*

Helen Bullard Doll Artist Award for Excellence Winners



Joy Calhoun



Diane Keeler

Helen Bullard Doll Collector Award for Excellence Winners



Diane Keeler



Beverly Walter

Susan Quinlan Doll &
Teddy Bear Museum & Library
Post Office Box 3218
Santa Barbara, CA 93130

Presorted
First-Class Mail
U.S. Postage Paid
Santa Barbara, CA
Permit No. 310

Artist Doll & Teddy Bear Convention
May 3-5, 2012 • Philadelphia, PA

Registration & Information:
www.quinlanmuseum.com/convention
terry@quinlanmuseum.com
(805) 687-8901